

N&C

Outdoor Porcelain Collections



Nicholls & Clarke

Est 1875




Discover the Great Outdoors...




Combe

8



Priory

9




Slabstone

10 - 11




Tru Blue Stone

12



Patio Pack Basalto

13



District

14




Quartz

15




Cityscape

16




Zenith

17



Peak

18 - 19



Volcano

20




Sandstone

21




Yorkstone

22



Apex

23




Snowdon

24




Pinnacle

25




Split Face Slate

26 - 27



Quarzi Split Face

28



3D Stone

29



Accessories

30 - 31



Exceptional Warranties

Why choose any less than the best quality products. At N&C, we are so confident in our quality that we offer exceptional warranties across our range.



Exclusive Collections

Did you know? We are one of the leading national tile distributors within the UK with an extensive portfolio of exclusive collections that you won't find anywhere else in the UK!



Nationwide Delivery

As a British retailer and distributor we have the capability to offer nationwide delivery for complete ease of mind.



Sample Service

Sometimes, the best way to experience the beauty of our tiles is in person. If you can't visit us in one of our showrooms, simply request a sample and we'll deliver it to your home or office!

Alfresco Living

Create your dream garden space



There is nothing more pleasurable on a summer morning than a freshly brewed tea and the sun beaming on your face, soaking up that much needed vitamin D at the start of your day! Regardless of garden size, balcony, terrace or porch, we want to inspire your journey to creating an outdoor space to be proud of.



Let's begin...

The most important part of your new outdoor space is that it's one that works for you and your family. It's a space to unwind, socialise and enjoy the outdoors without feeling strained by maintenance and cleaning.

The foundations of all outdoor spaces are the surfaces. If you have healthy grass, a great paved area and beautiful wall space, you are already very nearly there. Simply add some finishing touches and detailing such as flowers, furniture and accessories to create your alfresco style outdoor haven.

An extension of your home, treat your outdoor space like you would renovating a room inside the home, think about what the space will be used for and begin planning!

Outdoor walls can often get overlooked when designing an external space. Often neglected where it previously served no real purpose, wall areas can instantly lift the overall look of space. Incorporate durable wall tiles, trellis' and hanging pots.

We are totally inspired by all things to do with nature, so why not add a beautiful natural stone affect wall tile that offers a natural looking wall cladding but with the maintenance and durability of porcelain, perfect for hiding a multitude of sins and transforming those outdoor spaces into an extension of the home.

Add some soft furnishings and lighting to perfect the look!



Which paving option?

There are many options that we've researched heavily. Although there are many beautiful options, there is one clear winner! Porcelain paving enables design flexibility and the beauty of natural stone with the fuss free, low maintenance angle, with all the technical characteristics to help you enjoy your paving for years to come.

Options	Easy Install	Stain Resistant	Slip Resistant (wet)	Fade Resistant	Maintenance Required	Longevity as 'new' appearance	Attractive	Overall Project Cost*
Brick/Clay Paving	No	No	Yes	No	Low	No	Yes	££££
Natural Stone	No	No	No	Yes	High	Yes	Yes	£££££
Concrete	No	No	No	No	High	No	No	£££
Stamped Concrete	No	No	No	No	High	No	Yes	£££
N&C Alfresco Porcelain Paving	Yes	Yes	Yes	Yes	Low	Yes	Yes	££**

Why Opt for Porcelain Paving?



High Strength



Acid-Resistant



Frostproof



Flame Resistant



Salt Resistant



Stain Resistant


There is nothing more defeating than coming out over a long winter period with moss, stains and cracks in your patio. With outdoor porcelain, you can be confident in a high strength product that won't fade, discolour or crack. It weathers well. Our porcelain paving is also tested to be slip resistant even when wet so its the perfect option for keeping you and your loved ones safe. Furthermore, the seamless nature of the surface helps to create a perfect floor for wheelchair use and accessibility to prevent slips and trips.

What are the install options?

Whether you are looking to create a walkway across your lawn, or looking to transform your patio, there are numerous options available to suit. From wet adhesive install methods, to dry fit installation using our pedestal system (see page 31) or laying on grass, gravel or soil.



Lay on gravel



Bond with adhesive



Lay on grass



Lay on soil



Raised floor

5 Easy Steps: *to begin your outdoor journey*

We know that choosing the right paving can be a daunting task so we have broken it down into 5 easy steps...

1

Get inspired

Browse our catalogue to find the perfect look to suit your outdoor space.

2

Measure up

Before you start speaking to a supplier about your preferred options, it is good to have the size required to hand to assist with things like quotes, stock availability etc.

3

Order a sample or visit us

There is nothing quite like seeing the beauty of the tile in real life. Either order a full size tile sample or visit us instore where we have displays and samples available to hand.

4

Choose your install method

Choose your preferred install option from page 6.

5

Sit back, relax and enjoy your outdoor space!





Combe

A muted grey palette of sought after stone effect porcelain, perfect for creating sophisticated outdoor spaces.

Porcelain Paving 610 x 610



Colour	Code	Price Group
Marengo	NB16925	TO - A08



Colour	Code	Price Group
Grey	NB16926	TO - A08



Colour	Code	Price Group
Blanco	NB16927	TO - A08

Size (mm)	Suitable for	Finish	Material	Tile Thickness	Quantity per m2	Slip Rating	Qty per box	Rectified
610 x 610	Floor	Matt	Porcelain	20mm	2.68	PVT36+	2	No



Priory

A varied, exterior porcelain paving suitable for all seasons, with a distinct varied stone effect for a slightly weathered look.

Porcelain Paving 610 x 610



Colour	Code	Price Group
Dark Grey	NB16920	TO - A10



Colour	Code	Price Group
Grey	NB16921	TO - A10



Colour	Code	Price Group
Sand	NB16922	TO - A10

Size (mm)	Suitable for	Finish	Material	Tile Thickness	Quantity per m2	Slip Rating	Qty per box	Rectified
610 x 610	Floor	Matt	Porcelain	20mm	2.68	PVT36+	2	No



Slabstone

Opt for stunning exteriors this season with Slabstone Porcelain Paving, available in six stone effect colours all with an anti-slip surface.



Porcelain Paving 600 x 900



Colour	Code	Price Group
Alsace Grey	NB16950	TO - A26



Colour	Code	Price Group
Limestone Beige	NB16951	TO - A26



Colour	Code	Price Group
Quartz Grey	NB16952	TO - A26



Colour	Code	Price Group
Quartz Anthracite	NB16953	TO - A26



Colour	Code	Price Group
Slate Ash	NB16954	TO - A26



Colour	Code	Price Group
Slate Anthracite	NB16955	TO - A26

Size (mm)	Suitable for	Finish	Material	Tile Thickness	Quantity per m2	Slip Rating	Qty per box	Rectified
600 x 900	Floor	Matt	Porcelain	20mm	1.85	PVT36+	2	Yes



Patio Pack Basalto

Our modular range offered in a varied selection of sizes within the pack, perfect for achieving a rustic aesthetic.

Tru Blue Stone

A truly stunning stone effect porcelain with a very subtle hint of blue within the grey stone, a very attractive addition to the collection.

Combine with black profile furniture for a truly on trend look

Porcelain Paving 600 x 900



Colour	Code	Price Group
Stone	NB16460	TO - A18

Size (mm)	Suitable for	Finish	Material	Tile Thickness	Quantity per m2	Slip Rating	Qty per box	Rectified
600 x 900	Floor	Matt	Porcelain	20mm	1.85	PVT36+	1	Yes

Patio Pack Basalto 19.11m² (90 x 60 / 60 x 90 / 60 x 30)



Colour	Code	Price Group
Grey	NB16461	TO - A24



Colour	Code	Price Group
Beige	NB16462	TO - A24

Size (mm)	Suitable for	Finish	Material	Tile Thickness	Quantity per m2	Slip Rating	Qty per pack	Rectified
Mixed	Floor	Matt	Porcelain	20mm	19.11m2 mod pack	PVT36+	19.11m2	Yes



District

District is a slip-resistant, outdoor porcelain paving range that imitates the beauty of stone, with the benefits and resilience of porcelain.



Colour	Code	Price Group
Grey	NB16931	TO - A12

Porcelain Paving 593 x 593



Colour	Code	Price Group
Light Grey	NB16932	TO - A12



Colour	Code	Price Group
Cream	NB16933	TO - A12



Colour	Code	Price Group
Graphite	NB16930	TO - A12

Size (mm)	Suitable for	Finish	Material	Tile Thickness	Quantity per m2	Slip Rating	Qty per box	Rectified
593 x 593	Floor	Matt	Porcelain	20mm	2.84	PTV36+	2	Yes



Quartz

Resembles natural quartz, the range is offered in stone inspired tones for a modern look to any exterior space.

Porcelain Paving 600 x 900




Colour	Code	Price Group
Quartz Black	NB16463	TO - A18



Colour	Code	Price Group
Quartz Graphite	NB16464	TO - A18

Size (mm)	Suitable for	Finish	Material	Tile Thickness	Quantity per m2	Slip Rating	Qty per box	Rectified
600 x 900	Floor	Matt	Porcelain	20mm	1.85	PVT36+	1	Yes



Cityscape

The organic beauty of quartzite is realistically replicated in hardwearing porcelain.



Porcelain Paving 600 x 900



Colour	Code	Price Group
Grey	NB19310	TO - A30



Colour	Code	Price Group
Black	NB19312	TO - A30

Size (mm)	Suitable for	Finish	Material	Tile Thickness	Quantity per m2	Slip Rating	Qty per box	Rectified
600 x 900	Floor	Matt	Porcelain	20mm	1.85	PVT36+	2	Yes



Zenith

Replicating the beauty of stone, Zenith draws from the inspired looks of sand and cement to create a hybrid that works in any outdoor space.



Porcelain Paving 593 x 593



Colour	Code	Price Group
Light Grey	NB40030	TO - A04



Colour	Code	Price Group
Mid Grey	NB40031	TO - A04

Couple with lots of green foliage to create a sophisticated look

Size (mm)	Suitable for	Finish	Material	Tile Thickness	Quantity per m2	Slip Rating	Qty per box	Rectified
593 x 593	Floor	Matt	Porcelain	20mm	2.84	PVT36+	2	Yes



Peak

Inspired by limestone, we offer a pioneering rework of these rich stones full of character and inspired historical charm.



Porcelain Paving 600 x 900 x 20



Colour	Code	Price Group
Grigio	NB16910	TO - A46



Colour	Code	Price Group
Sabbia	NB16911	TO - A46

Porcelain wall and floor tile 600 x 900 x 10



Colour	Code	Price Group
Grigio	NB16908	TM - C52



Colour	Code	Price Group
Sabbia	NB16909	TM - C52

Size (mm)	Suitable for	Finish	Material	Tile Thickness	Quantity per m2	Slip Rating	Qty per box	Rectified
600 x 900 x 20	Floor	Matt	Porcelain	20mm	1.85m2	n/a	1	Yes
600 x 900 x 10	Wall & Floor	Matt	Porcelain	10mm	1.85m2	n/a	1	Yes



Volcano

A natural sandstone look with a riven surface that adds depth to your floors.



Colour	Code	Price Group
Anthracite	NB16913	TO - A32



Porcelain Paving 600 x 900



Colour	Code	Price Group
Grey	NB16912	TO - A32



Colour	Code	Price Group
Beige	NB16914	TO - A32

Size (mm)	Suitable for	Finish	Material	Tile Thickness	Quantity per m2	Slip Rating	Qty per box	Rectified
600 x 900	Floor	Matt	Porcelain	20mm	1.85	PVT36+	1	Yes




Sandstone

A natural sandstone that adds a relaxed feel to traditional and contemporary designs.

Adopt the tuscan trend with terracotta pots, a vibrant pink climbing rose and an arch

Porcelain Paving 600 x 900



Colour	Code	Price Group
Buff	NB16915	TO - A34



Size (mm)	Suitable for	Finish	Material	Tile Thickness	Quantity per m2	Slip Rating	Qty per box	Rectified
600 x 900	Floor	Matt	Porcelain	20mm	1.85	PVT36+	1	Yes



Yorkstone

Inspired by a variety of sandstone, known specifically from quarries in Yorkshire.

Porcelain Paving 600 x 900



Colour	Code	Price Group
Yorkstone Grey	NB16916	TO - A36

Size (mm)	Suitable for	Finish	Material	Tile Thickness	Quantity per m2	Slip Rating	Qty per box	Rectified
600 x 900	Floor	Matt	Porcelain	20mm	1.85	PVT36+	2	Yes



Apex

Blending a variety of stones creates an exclusive look perfect for any exterior environment.

Porcelain Paving 600 x 900



Colour	Code	Price Group
Grey	NB16917	TO - A40

Size (mm)	Suitable for	Finish	Material	Tile Thickness	Quantity per m2	Slip Rating	Qty per box	Rectified
600 x 900	Floor	Matt	Porcelain	20mm	1.85	PVT36+	1	Yes



Snowdon

A sought after, tactile 3D split face that beautifully complements both urban and rustic interiors. The structured effect and high variation of colour adds dimension to any interiors.

Porcelain Paving 170 x 520



Colour	Code	Price Group
Silver	NB40060	TO - A30



Colour	Code	Price Group
Graphite	NB40061	TO - A30



Colour	Code	Price Group
Magma Multi	NB40062	TO - A30



Colour	Code	Price Group
Cream	NB40063	TO - A30

Size (mm)	Suitable for	Finish	Material	Tile Thickness	Quantity per m2	Slip Rating	Qty per box	Rectified
170 x 520	Wall	Matt	Porcelain	7mm	11.31	n/a	17	No



Pinnacle

Bring the rugged beauty of nature into the home with our highly sought after split faced porcelain. Use indoors or outdoors as a feature wall or focal point to achieve depth and character to your property.




Porcelain Paving 170 x 520



Colour	Code	Price Group
Griss	NB16690	TM - C30



Colour	Code	Price Group
Perla	NB16691	TM - C30



Colour	Code	Price Group
Black	NB16692	TM - C30

Size (mm)	Suitable for	Finish	Material	Tile Thickness	Quantity per m2	Slip Rating	Qty per box	Rectified
170 x 520	Wall	Matt	Porcelain	12mm	11.31	n/a	13	No



Split Face Slate

Invite the beauty of natural slate into the home. Create realistic spaces with additional corners for seamless spaces.



Porcelain Paving 150 x 610



Colour	Code	Price Group
Black	NB18285	TM - C50



Colour	Code	Price Group
Brown	NB18287	TM - C50




Colour	Code	Price Group
Cream	NB18286	TM - C50



Colour	Code	Price Group
Multicolour	NB18288	TM - C50

Porcelain Paving 200 x 100 x 150



Colour	Code	Price Group
*Black Int Angle	NB18289	TP - A31
Black Ext Angle	NB18293	TP - A31



Colour	Code	Price Group
Cream Int Angle	NB18290	TP - A31
Cream Ext Angle	NB18294	TP - A31



Colour	Code	Price Group
Brown Int Angle	NB18291	TP - A31
Brown Ext Angle	NB18295	TP - A31



Colour	Code	Price Group
Multicolour Int Angle	NB18292	TP - A31
Multicolour Ext Angle	NB18296	TP - A31

* All angles available to special order.

Size (mm)	Suitable for	Finish	Material	Tile Thickness	Quantity per m2	Slip Rating	Qty per box	Rectified
150 x 610	Wall	Matt	Porcelain	11mm	10.9	n/a	11	No
200 x 100 x 150	Wall	Matt	Porcelain	11mm	n/a	n/a	6	No



Quarzi Split Face

A beautifully realistic interpretation of the subtle colours and tactile appeal of stunning quartzite.

Porcelain Paving 150 x 600




Colour	Code	Price Group
White Split Face	NB18255	TM - C50



Colour	Code	Price Group
Grey Mix Split Face	NB18256	TM - C50

Porcelain Paving 200 x 100 x 150



Colour	Code	Price Group
White Int Angle	NB18257	TP - A31
White Ext Angle	NB18258	TP - A31



Colour	Code	Price Group
Grey Int Angle	NB18259	TP - A31
Grey Ext Angle	NB18260	TP - A31

Size (mm)	Suitable for	Finish	Material	Tile Thickness	Quantity per m2	Slip Rating	Qty per box	Rectified
150 x 600	Wall	Matt	Porcelain	11mm	10.9	n/a	11	No
200 x 100 x 150	Wall	Matt	Porcelain	11mm	n/a	n/a	6	No

3D Stone

Natural stone effect split brick tiles transform any space. The decadent feature wall is available in a series of natural tones.

Porcelain Paving 170 x 520



Colour	Code	Price Group
Black	NB17544	TO - C50



Colour	Code	Price Group
Sand	NB17545	TO - C50

Size (mm)	Suitable for	Finish	Material	Tile Thickness	Quantity per m2	Slip Rating	Qty per box	Rectified
170 x 520	Wall	Matt	Porcelain	12mm	11.3	n/a	10	No



Colour	Code	Price Group
Magma	NB17546	TO - C50





Colour	Code	Price Group
Grey	NB17547	TO - C50



Colour	Code	Price Group
White	NB17548	TO - C50

Clip & Wedge Tile Levelling System 2cm



2cm clip and wedge option
Fast, simple system
Most cost effective to eliminate lippage
Developed to deliver a perfect installation


For use all tiled surfaces
The 3mm thick clips also serve as spacers
Reusable wedges
Available as kits or as individual components



The dry-fit pedestal system for patios, balconies & other exterior living spaces



Terra-Level System



- Fast installation**
No need for mortars or adhesives, so no drying or curing time and can be fitted in wet and cold conditions.
- Easy installation**
No need to breach the substrate before installing the system, so no heavy plant or machinery needed.
- Flexible heights**
Heights from 1cm to 103cm can be safely achieved and slopes up to 10° can be compensated, suitable in nearly all situations.
- High stability**
No moving or self-levelling parts, so the elevated floor tiles are unable to move, offering long term stability and no need for any future adjustments.
- Exceptional drainage**
Joints created naturally during the installation process means water can easily drain away, so pooling of water will not occur.
- Permanent ventilation**
Voids created below the elevated floor allows for free movement of air, so the area always dries quickly.
- Services management**
Space created below an elevated floor allows services to remain hidden and protected, so no unsightly cable or pipe trip hazards.

Co-ordinate your outdoor porcelain for a natural finish

Trims for 20mm Porcelain
+ Colour Match Service
Contact us for more details



Colour Shade Variation Grading

The variation of colour, texture, and tone between individual ceramic tiles is referred to as 'colour shade variation'. Variation in colour and shade is an inherent characteristic of any fired product and can actually enhance the character and beauty of the project. Shade variation is inherent in all tile products, including man-made tiles. Shade texture will vary from piece to piece within production runs are therefore given a variation (V) rating.



Uniform Appearance:
Minimal to no difference among pieces from the same production run.



Slight Variation:
Distinguishable differences in texture and/or pattern within similar colours.



Moderate Variation:
The amount of colours on each piece may vary significantly.



Substantial Variation:
Random colour variation from tile to tile.

The colours shown within this brochure are as the limitations of the printing process will allow. Please refer to actual product samples before purchasing.

*Customers are invited to request a full copy of our terms and conditions of trade before they purchase goods from the Nicholls & Clarke Group. Every effort has been made to ensure the accuracy of the information given in this booklet. The Nicholls & Clarke Group reserve the right to change specifications and availability without prior notice. The colours shown within this booklet are as the limitations of the printing process will allow. All prices correct at time of going to print and we reserve the right to amend any price shown. Price will be deemed correct at time of despatch.

**Cardiff**

Units 3 & 4
Cardiff Trade Park
Hadfield Road **Cardiff** CF11 8AQ
Tel: 029 2039 0146

Charlton

Unit 14 Meridian Trading Estate
Bugsby Way
Charlton London SE7 7SJ
Tel: 020 8269 5960

Colchester

Unit 3 Albarn Close
Wyncolls Road
Severalls Industrial Estate
Colchester Essex CO4 9HY
Tel: 01206 849300

Coventry

Leofric House
Off Phoenix Way
Waterman Road
Coventry CV6 5TP
Tel: 02476 705300

Edmonton

Units 10, 11, 14 & 15
Advent Business Park
Advent Way **Edmonton** N18 3AF
Tel: 020 8807 3227

Harlow

Unit 8 Ascent Park
Edinburgh Way
Harlow Essex CM20 2HW
Tel: 01279 621980

Hemel Hempstead

Unit 9 - 11
McDonald Business Park
Maylands Industrial Estate
Hemel Hempstead
Hertfordshire HP2 7EB
Tel: 01442 234635

Lakeside

Unit1 Cliffside Trade Park
Motherwell Way **Lakeside**
West Thurrock Essex RM20 3XD
Tel: 01708 680180

Leeds

Unit E5 Copley Hill Trading Estate
Whitehall Road **Leeds** LS12 1HE
Tel: 0113 243 5644

New Southgate

Units 1A/B Alexander Place
Lower Park Road, **New Southgate**
London N111QD
Tel: 020 8361 6050

Norwich

1 Frensham Road
Sweetbriar Industrial Estate
Norwich Norfolk NR3 2BT
Tel: 01603 409169

Plymouth

Unit 4 & 4A Cothill Close Plympton
Plymouth PL7 1SR
Tel: 01752 339724

Portsmouth

Unit 8D The Pompey Centre
Fratton Way Southsea
Portsmouth PO4 8TA
Tel: 02392 894599

Romford

41-51 Freshwater Road
Chadwell Heath
Romford, Essex RM8 1SP
Tel: 020 8586 4600

Southampton

Unit 4 Waterloo Industrial Estate
Flanders Road
Hedge End
Southampton SO30 2QT
Tel: 01489 779700

Stevenage

Unit 25 Gunnels Wood Park
Gunnels Wood Road
Stevenage
Hertfordshire SG1 2BH
Tel: 01438 315400

Swansea

Unit 8A St. David's Road
Swansea Enterprise Park
Swansea SA6 8QL
Tel: 01792 797337